



| | |
|-----------------------------|---------------|
| ⓐ Fitting Instructions: | STYLING BAR |
| ⓓ Montageanleitung: | AUFSATZBÜGEL |
| Ⓝ Montagevoorschrift: | STYLING BAR |
| ⓕ Instructions de montage: | DOUBLE ARCEAU |
| ⓔ Instrucciones de montaje: | BARRA ACERO |
| Ⓛ Schema di montaggio: | STYLING BAR |
| Ⓢ Manual: | FLAKBÅGE |

Ssang Yong Actyon Pick up 2006→



Typ-Nr.: KY/13 Ausf.:A
Best.-Nr.: SSA 1231 (2. Teil)



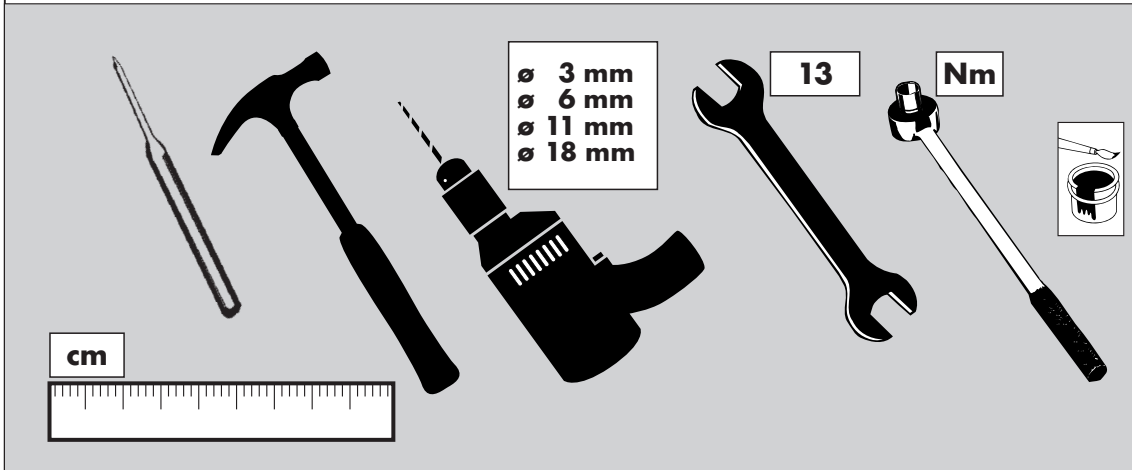
60 Min.



All rights reserved to modify the text

Typ-Nr.: KY/13 Ausf.:A

Required tools / Benötigte Werkzeuge / Benodigde werktuigen / Outillage requis
 Herramientas necesarias / Utensile necessarie / Verktuyg somsomkrävs



COBRA
 TECHNOLOGY & LIFESTYLE

● Fitting Instructions: STYLING BAR
 ● Montageanleitung: AUFSAITZBÜGEL
 ● Montagevoorschrift: STYLING BAR
 ● Instrucciones de montaje: DOUBLE ARCEAU
 ● Instrucciones de montaje: BARRA ACERO
 ● Schema di montaggio: STYLING BAR
 ● Manual: FLAKBÜGE

Ssang Yong Actyon Pick up 2006→

Typ-Nr.: KY/13 Ausf.:A
 Best-Nr.: SSA 1231 (2. Teil)

60 Min.

All rights reserved to modify the text

ISSUE 1 12.07.2007

Parts list / Teileliste / Onderdelenlijst / Liste de pièces
 Lista de accesorios / Lista di pezzo / Artikel lista

| | | | | |
|----------|---|----------|--|---|
| 1 |  Vorderbügel | | 1 x | |
| 2 |  Gegenbügel | 1 x | 7  6 x | |
| 3 |  2 x | 8 |  Nietwerkzeug 1 x | |
| 4 |  M 8 x 40 | 6 x | 9 |  M 8 7 x |
| 5 |  \varnothing 8,1 | 6 x | 10 |  2 x |
| 6 |  \varnothing 17 x 3 | 6 x | 11 |  2 x |



Fig. 1




Fig. 2



Fig. 3




Fig. 4




Fig. 5




Fig. 6




Fig. 7




Fig. 8




Fig. 9



Fig. 10




Fig. 11




Fig. 12




Fig. 13




Fig. 14




Fig. 15




Fig. 16

